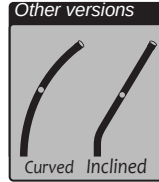


Fixing onto metal decks: GCE-BA

The **SECURILISSE[®] evo GCE-BA** is a collective system against falls from heights, designed for roofs that are inaccessible to the public equipped with a steel deck cover. The supports are fixed parallel or perpendicular to the corrugations in the steel deck (210 mm to 330 mm) by means of self-tapping screws; waterproofing is ensured by a specific sealing strip.

Quick installation
Available in stock
No maintenance
Attractive design

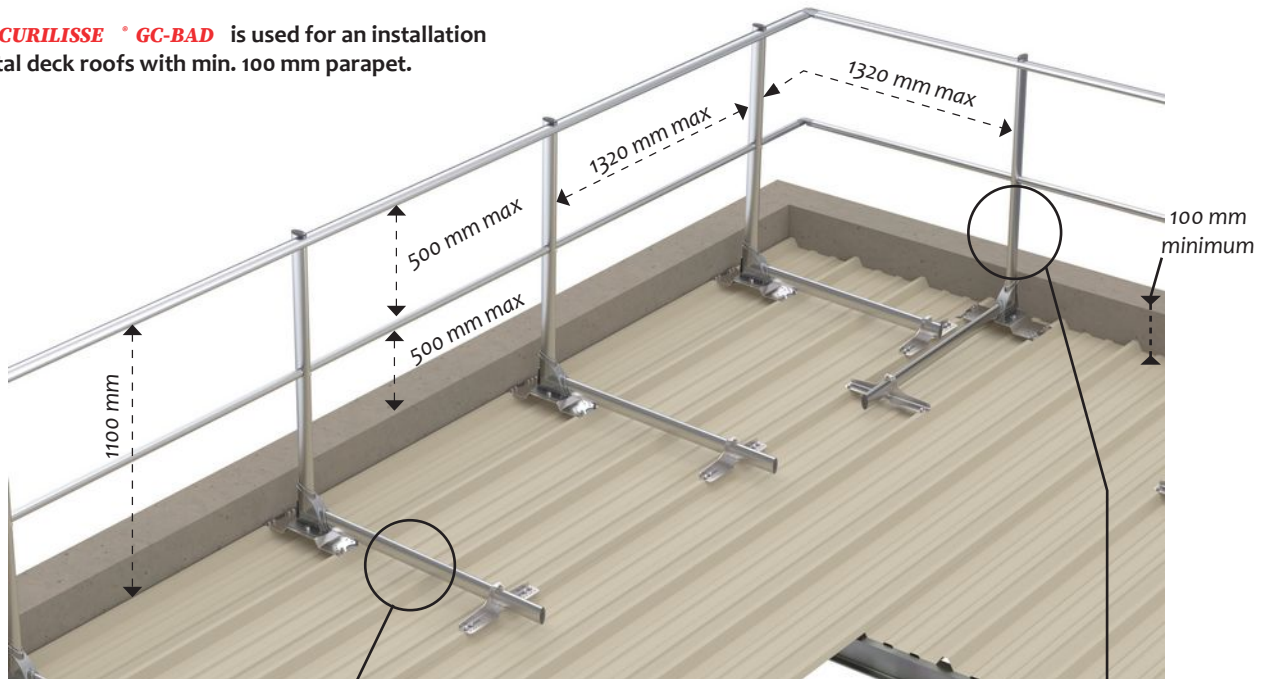


Materials: Aluminium
Support : Stainless steel or zinc-plated.
Finish: Raw, anodised or powder-coated
Technique: Delivered with manuals and drawings available online
<http://extranet.somain.fr>



Straight guardrail with midrail: GCE-BAD

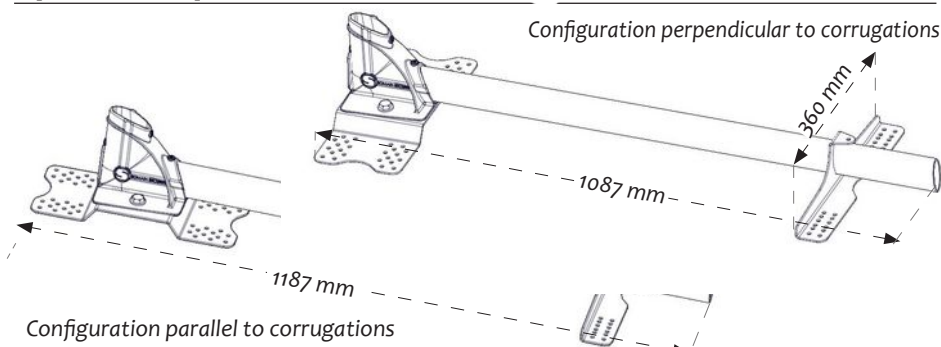
The **SECURILISSE[®] GC-BAD** is used for an installation on metal deck roofs with min. 100 mm parapet.



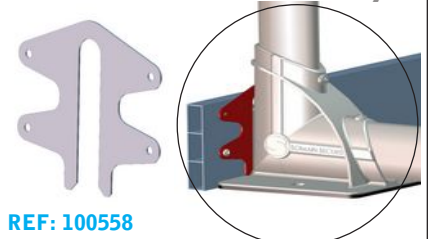
REF: 100543
Load strut.

REF: 101906
Straight upright.

Space requirement:



Toeboard accessory:



REF: 100558

Toeboard fixation for GCE-BA.
With a parapet of less than 100 mm.